

MOLD ONLY

10050 SPANISH ISLES BLVD STE E-20

BOCA RATON, FL 33498

## Certificate of Mold Analysis

Prepared for: MOLD ONLY  
Phone Number: (866) 591-6653  
Fax Number:  
Project Name: CHELSEA BAYVIEW  
Test Location: 1913 S OCEAN DR  
HALLANDALE, FL 33009  
Report Number: 1627117  
Received Date: April 25, 2023  
Report Date: April 26, 2023



\_\_\_\_\_  
Diana Sauri, Laboratory Director or other approved signatory

Currently there are no Federal regulations for evaluating potential health effects of fungal contamination and remediation. This information is subject to change as more information regarding fungal contaminants becomes available. For more information visit <http://www.epa.gov/mold> or [www.nyc.gov/html/doh/html/epi/mold.shtml](http://www.nyc.gov/html/doh/html/epi/mold.shtml). This document was designed to follow currently known industry guidelines for the interpretation of microbial sampling, analysis, and remediation. Since interpretation of mold analysis reports is a scientific work in progress, it may as such be changed at any time without notice. The client is solely responsible for the use or interpretation. PRO-LAB/SSPTM Inc. makes no express or implied warranties as to health of a property from only the samples sent to their laboratory for analysis. The Client is hereby notified that due to the subjective nature of fungal analysis and the mold growth process, laboratory samples can and do change over time relative to the originally sampled material. PRO-LAB/SSPTM Inc. reserves the right to properly dispose of all samples after the testing of such samples are sufficiently completed or after a 7 day period, whichever is greater.



For more information please contact PRO-LAB at (954) 384-4446 or email [info@prolabinc.com](mailto:info@prolabinc.com)

Prepared for : MOLD ONLY

Test Address : CHELSEA BAYVIEW  
1913 S OCEAN DR  
HALLANDALE, FL 33009

ANALYSIS METHOD	6110 Air Direct Examination	6110 Air Direct Examination	6110 Air Direct Examination	6110 Air Direct Examination
LOCATION	3RD LOBBY	3RD CENTER	3RD REAR LOBBY	4TH LOBBY
COC / LINE #	1627117 - 1	1627117 - 2	1627117 - 3	1627117 - 4
SAMPLE TYPE	PRO-5	PRO-5	PRO-5	PRO-5
VOLUME	25.00L	25.00L	25.00L	25.00L
SERIAL NUMBER	F022648	F032595	F012664	F022647
COLLECTION DATE	Apr 25, 2023	Apr 25, 2023	Apr 25, 2023	Apr 25, 2023
ANALYSIS DATE	Apr 26, 2023	Apr 26, 2023	Apr 26, 2023	Apr 26, 2023
CONCLUSION	NOT ELEVATED	NOT ELEVATED	NOT ELEVATED	NOT ELEVATED

IDENTIFICATION	Raw Count	Spores per m <sup>3</sup>	Percent of Total	Raw Count	Spores per m <sup>3</sup>	Percent of Total	Raw Count	Spores per m <sup>3</sup>	Percent of Total	Raw Count	Spores per m <sup>3</sup>	Percent of Total
Cladosporium												
Other Ascospores							1	40	100			
Penicillium/Aspergillus	1	40	100	2	80	100				1	40	100

TOTAL SPORES	1	40	100	2	80	100	1	40	100	1	40	100
MINIMUM DETECTION LIMIT*	1	40		1	40		1	40		1	40	

BACKGROUND DEBRIS	Light			Light			Light			Light		
-------------------	-------	--	--	-------	--	--	-------	--	--	-------	--	--

OBSERVATIONS & COMMENTS												
-------------------------	--	--	--	--	--	--	--	--	--	--	--	--

Background debris qualitatively estimates the amount of particles that are not pollen or spores and directly affects the accuracy of the spore counts. The categories of Light, Moderate, Heavy and Too Heavy for Accurate Count, are used to indicate the amount of deposited debris. Light (None to up to 25% obstruction); Medium (26% to up to 75% obstruction); Heavy (76% to up to 90% obstruction); Too Heavy (Greater than 90% obstruction). Increasing amounts of debris will obscure small spores and can prevent spores from impacting onto the slide. The actual number of spores present in the sample is likely higher than reported if the debris estimate is 'Heavy' or 'Too Heavy for Accurate Count'. All calculations are rounded to two significant figures and therefore, the total percentage of spore numbers may not equal 100%. The effect of the results relate only to the items tested. The methods used in this analysis have been validated and is fit for the intended use. R "version" indicated after the lab ID# indicates a sample with amended data. PRO-LAB/SSPTM Inc. does not perform any sample collection. The information is supplied by the customer and can affect the validity of results. The results apply to the sample as received.

\* Minimum Detection Limit. Based on the volume of air sampled, this is the lowest number of spores that can be detected and is an estimate of the lowest concentration of spores that can be read in the sample. NA = Not Applicable.

Spores that were observed from the samples submitted are listed on this report. If a spore is not listed on this report it was not observed in the samples submitted.

**Interpretation Guidelines:** A determination is added to the report to help users interpret the mold analysis results. A mold report is only one aspect of an indoor air quality investigation. The most important aspect of mold growth in a living space is the availability of water. Without a source of water, mold generally will not become a problem in buildings. These determinations are in no way meant to imply any health outcomes or financial decisions based solely on this report. For questions relating to medical conditions you should consult an occupational or environmental health physician or professional.

**CONTROL** is a baseline sample showing what the spore count and diversity is at the time of sampling. The control sample(s) is usually collected outside of the structure being tested and used to determine if this sample(s) is similar in diversity and abundance to the inside sample(s).

**ELEVATED** means that the amount and/or diversity of spores, as compared to the control sample(s), and other samples in our database, are higher than expected. This can indicate that fungi have grown because of a water leak or water intrusion. Fungi that are considered to be indicators of water damage include, but are not limited to: *Chaetomium*, *Fusarium*, *Memnoniella*, *Stachybotrys*, *Scopulariopsis*, *Ulocladium*.

**NOT ELEVATED** means that the amount and/or the diversity of spores, as compared to the control sample and other samples in our database, are lower than expected and may indicate no problematic fungal growth. **UNUSUAL** means that the presence of current or former growth was observed in the analyzed sample. An abundance of spores are present, and/or growth structures including hyphae and/or fruiting bodies are present and associated with one or more of the types of mold/fungi identified in the analyzed sample.

**NORMAL** means that no presence of current or former growth was observed in the analyzed sample. If spores are recorded they are normally what is in the air and have settled on the surface(s) tested.

Prepared for : MOLD ONLY

Test Address : CHELSEA BAYVIEW  
1913 S OCEAN DR  
HALLANDALE, FL 33009

ANALYSIS METHOD	6110 Air Direct Examination	6110 Air Direct Examination	6110 Air Direct Examination	INTENTIONALLY BLANK
LOCATION	4TH CENTER	4TH REAR LOBBY	OUTSIDE	
COC / LINE #	1627117 - 5	1627117 - 6	1627117 - 7	
SAMPLE TYPE	PRO-5	PRO-5	PRO-5	
VOLUME	25.00L	25.00L	25.00L	
SERIAL NUMBER	F192883	F042548	F012692	
COLLECTION DATE	Apr 25, 2023	Apr 25, 2023	Apr 25, 2023	
ANALYSIS DATE	Apr 26, 2023	Apr 26, 2023	Apr 26, 2023	
CONCLUSION	NOT ELEVATED	NOT ELEVATED	CONTROL	

IDENTIFICATION	Raw Count	Spores per m <sup>3</sup>	Percent of Total	Raw Count	Spores per m <sup>3</sup>	Percent of Total	Raw Count	Spores per m <sup>3</sup>	Percent of Total			
Cladosporium	1	40	50									
Other Ascospores												
Penicillium/Aspergillus	1	40	50	2	80	100	3	120	100			
<b>TOTAL SPORES</b>	<b>2</b>	<b>80</b>	<b>100</b>	<b>2</b>	<b>80</b>	<b>100</b>	<b>3</b>	<b>120</b>	<b>100</b>			
<b>MINIMUM DETECTION LIMIT*</b>	<b>1</b>	<b>40</b>		<b>1</b>	<b>40</b>		<b>1</b>	<b>40</b>				
BACKGROUND DEBRIS	Light			Light			Light					
OBSERVATIONS & COMMENTS												

Background debris qualitatively estimates the amount of particles that are not pollen or spores and directly affects the accuracy of the spore counts. The categories of Light, Moderate, Heavy and Too Heavy for Accurate Count, are used to indicate the amount of deposited debris. Light (None to up to 25% obstruction); Medium (26% to up to 75% obstruction); Heavy (76% to up to 90% obstruction); Too Heavy (Greater than 90% obstruction). Increasing amounts of debris will obscure small spores and can prevent spores from impacting onto the slide. The actual number of spores present in the sample is likely higher than reported if the debris estimate is 'Heavy' or 'Too Heavy for Accurate Count'. All calculations are rounded to two significant figures and therefore, the total percentage of spore numbers may not equal 100%. The effect of the results relate only to the items tested. The methods used in this analysis have been validated and is fit for the intended use. R "version" indicated after the lab ID# indicates a sample with amended data. PRO-LAB/SSPTM Inc. does not perform any sample collection. The information is supplied by the customer and can affect the validity of results. The results apply to the sample as received.

\* **Minimum Detection Limit.** Based on the volume of air sampled, this is the lowest number of spores that can be detected and is an estimate of the lowest concentration of spores that can be read in the sample. NA = Not Applicable.

Spores that were observed from the samples submitted are listed on this report. If a spore is not listed on this report it was not observed in the samples submitted.

**Interpretation Guidelines:** A determination is added to the report to help users interpret the mold analysis results. A mold report is only one aspect of an indoor air quality investigation. The most important aspect of mold growth in a living space is the availability of water. Without a source of water, mold generally will not become a problem in buildings. These determinations are in no way meant to imply any health outcomes or financial decisions based solely on this report. For questions relating to medical conditions you should consult an occupational or environmental health physician or professional.

**CONTROL** is a baseline sample showing what the spore count and diversity is at the time of sampling. The control sample(s) is usually collected outside of the structure being tested and used to determine if this sample(s) is similar in diversity and abundance to the inside sample(s).

**ELEVATED** means that the amount and/or diversity of spores, as compared to the control sample(s), and other samples in our database, are higher than expected. This can indicate that fungi have grown because of a water leak or water intrusion. Fungi that are considered to be indicators of water damage include, but are not limited to: *Chaetomium*, *Fusarium*, *Memnoniella*, *Stachybotrys*, *Scopulariopsis*, *Ulocladium*.


**NOT ELEVATED** means that the amount and/or the diversity of spores, as compared to the control sample and other samples in our database, are lower than expected and may indicate no problematic fungal growth. **UNUSUAL** means that the presence of current or former growth was observed in the analyzed sample. An abundance of spores are present, and/or growth structures including hyphae and/or fruiting bodies are present and associated with one or more of the types of mold/fungi identified in the analyzed sample.

**NORMAL** means that no presence of current or former growth was observed in the analyzed sample. If spores are recorded they are normally what is in the air and have settled on the surface(s) tested.



Chain of Custody # 1627117

- 3Rd Lobby
- Outside

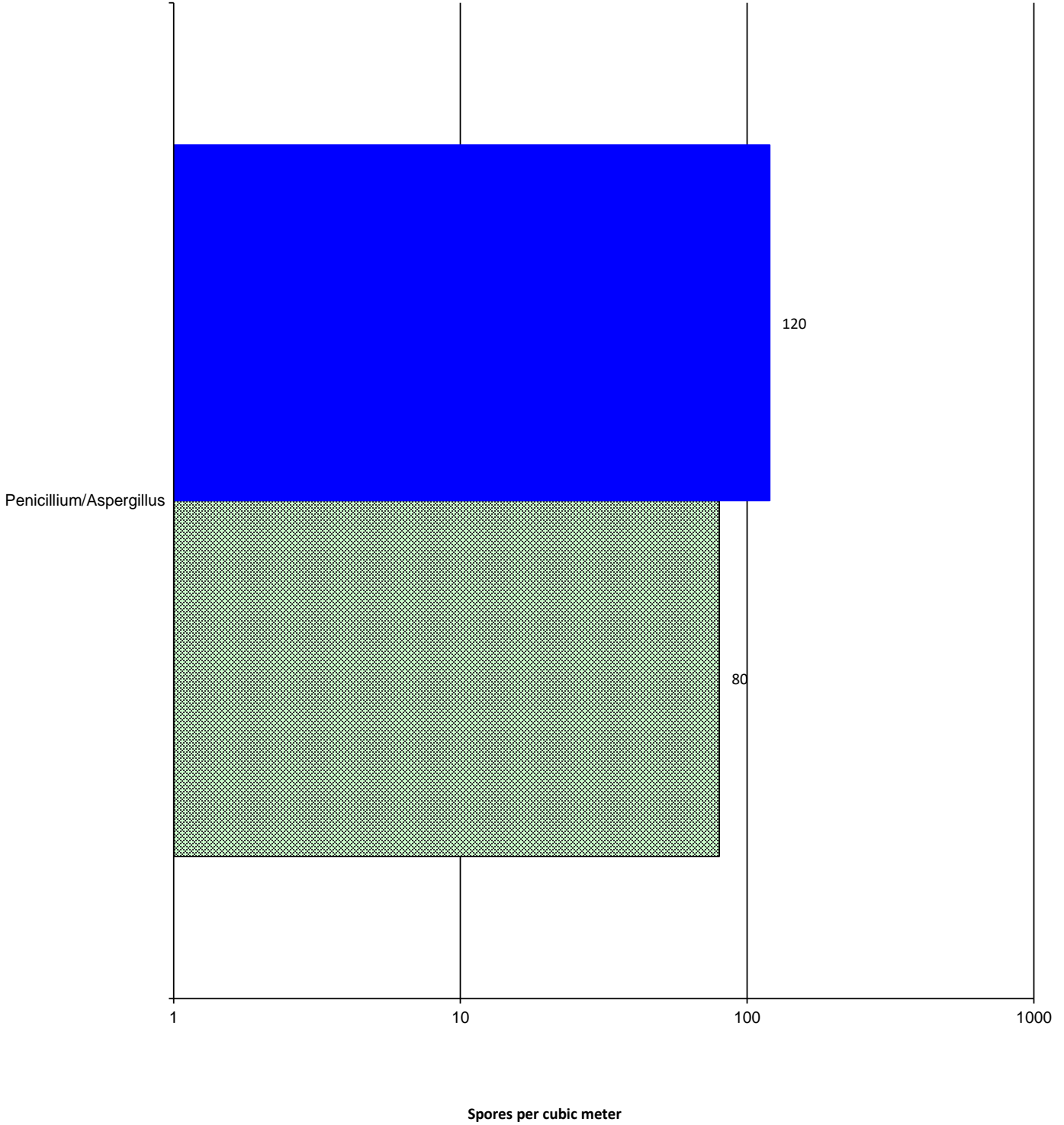




Chain of Custody # 1627117


 3Rd Center

 Outside

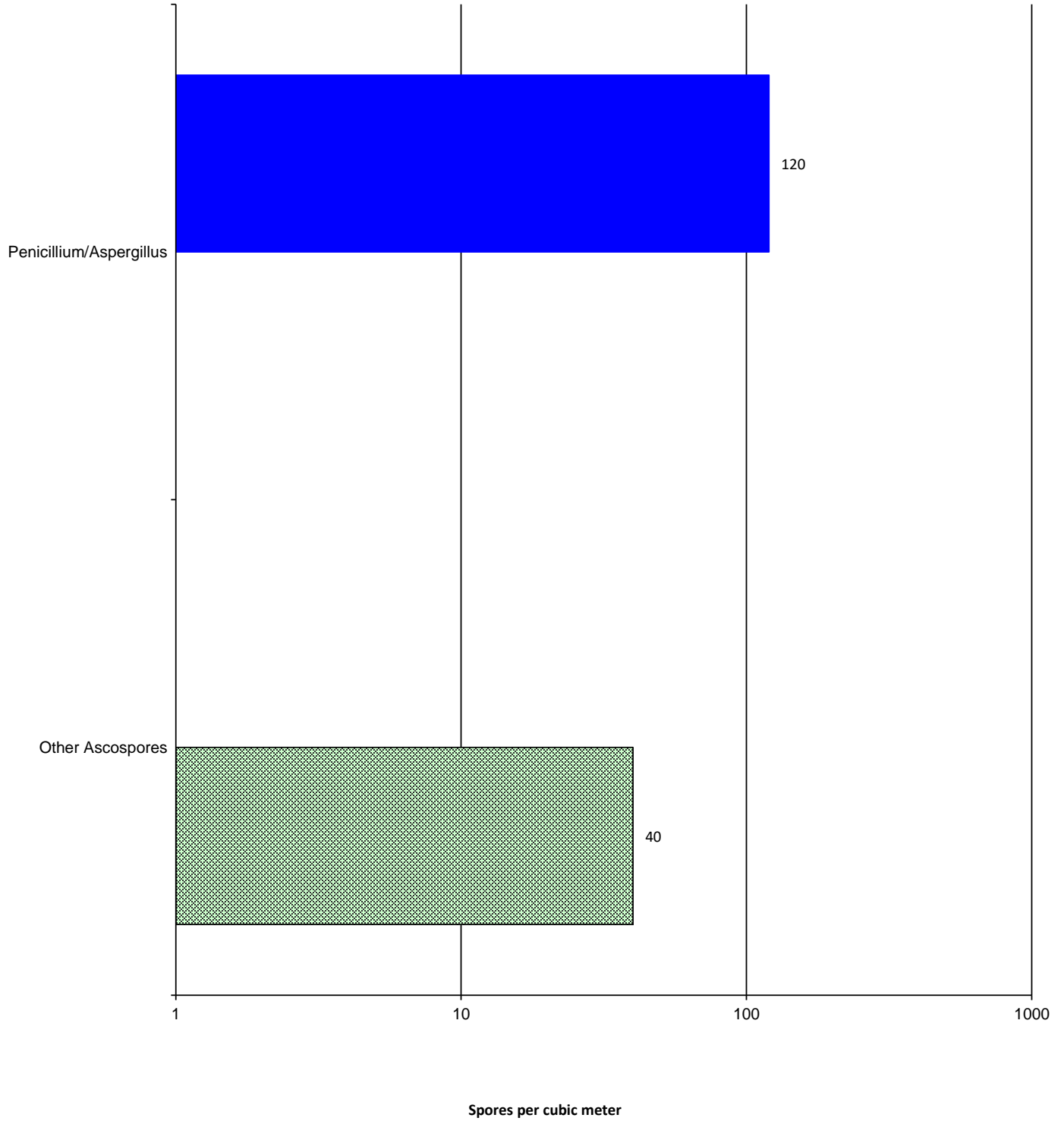




Chain of Custody # 1627117

 3Rd Rear Lobby


 Outside





Chain of Custody # 1627117

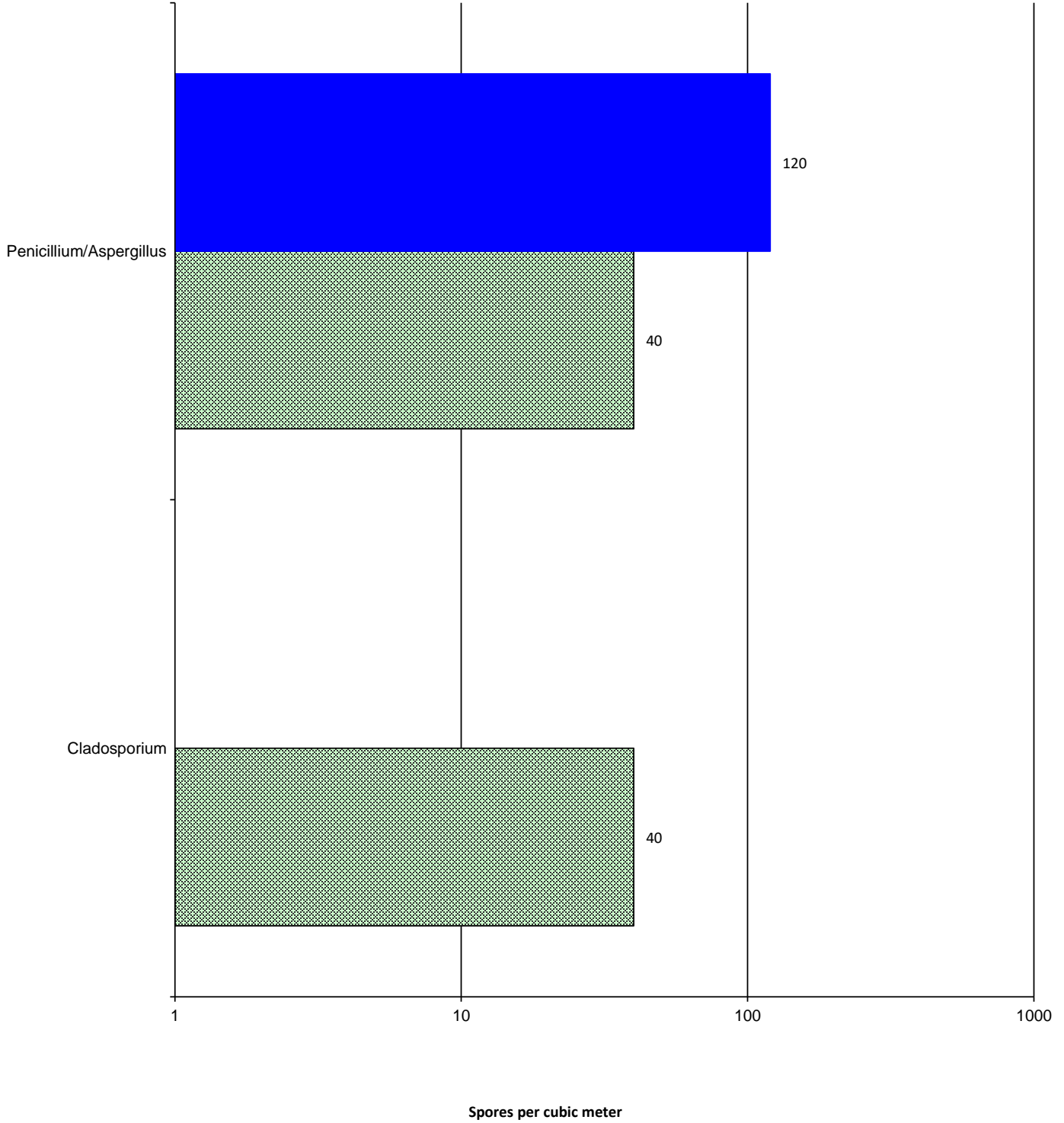
- 4Th Lobby
- Outside





Chain of Custody # 1627117


4Th Center  
Outside



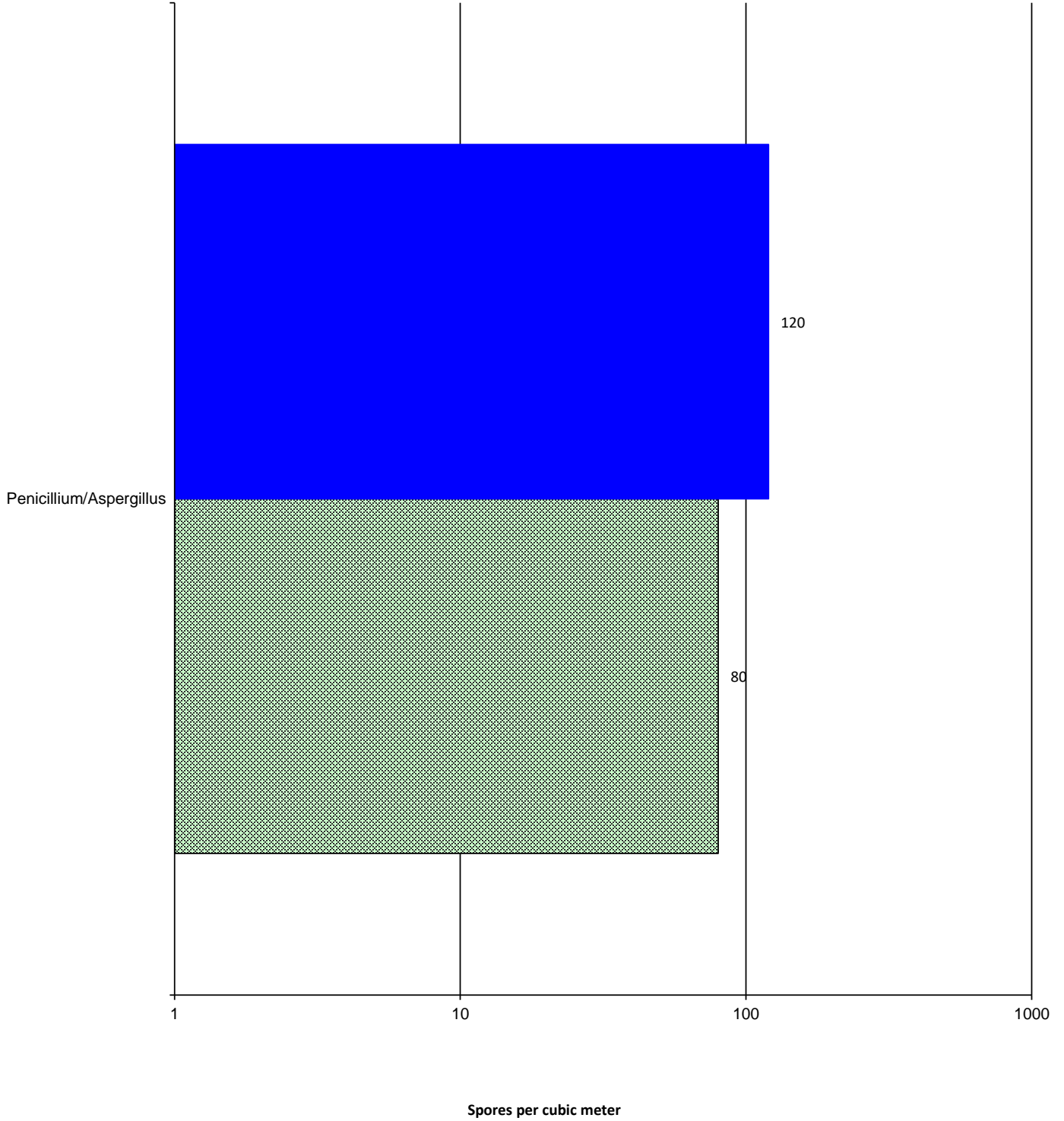




Chain of Custody # 1627117

 4Th Rear Lobby

 Outside



<b>Identification</b>	<b>Outdoor Habitat</b>	<b>Indoor Habitat</b>	<b>Possible Allergic Potential</b> Not an opinion or interpretation	<b>Comments</b>
Cladosporium	The most common spore type reported in the air worldwide. Found on dead and dying plant litter, and soil.	Commonly found on wood and wallboard. Commonly grows on window sills, textiles and foods.	Type I (hay fever and asthma), Type III (hypersensitivity pneumonitis) allergies.	A very common and important allergen source both outdoors and indoors.
Ascospores	Common everywhere. Constitutes a large part of the airspora outside. Can reach very high numbers in the air outside during the spring and summer. Can increase in numbers during and after rainfalls.	Very few of this group grow inside. The notable exception is Chaetomium, Ascotricha and Peziza.	Little known for most of this group of fungi. Dependent on the type (see Chaetomium and Ascotricha).	
Penicillium/Aspergillus	Common everywhere. Normally found in the air in small amounts in outdoor air. Grows on nearly everything.	Wetted wallboard, wood, food, leather, etc. Able to grow on many substrates indoors.	Type I (hay fever and asthma) allergies and Type III (hypersensitivity pneumonitis) allergies.	This is a combination group of Penicillium and Aspergillus and is used when only the spores are seen. The spores are so similar that they cannot be reliably separated into their respective genera.